



# Being Gas Safe

The expectations for improving gas safety are high. It can be achieved with your help.

It doesn't matter whether you work on gas, or use gas for heating or cooking, ***you have the responsibility to ensure gas safety.***

# The Occupational Health and Safety Act, 1993 and Pressure Equipment Regulations 2009

When requiring a new gas system or having the existing system serviced or repaired always **appoint a registered gas practitioner** who is competent to do legal and safe gas work. If not, the risk of exposing the property and people to an illegal, unsafe and dangerous environment is prevalent. Be responsible, do not appoint a non-registered person

The Registered Gas Practitioner needs to confirm as to when the installation was done and noted on the Certificate of Conformity (CoC). The Gas Practitioner needs to ensure that the gas system conforms to current Regulations and ensure that if the gas system was installed prior 2009 is safe for use.

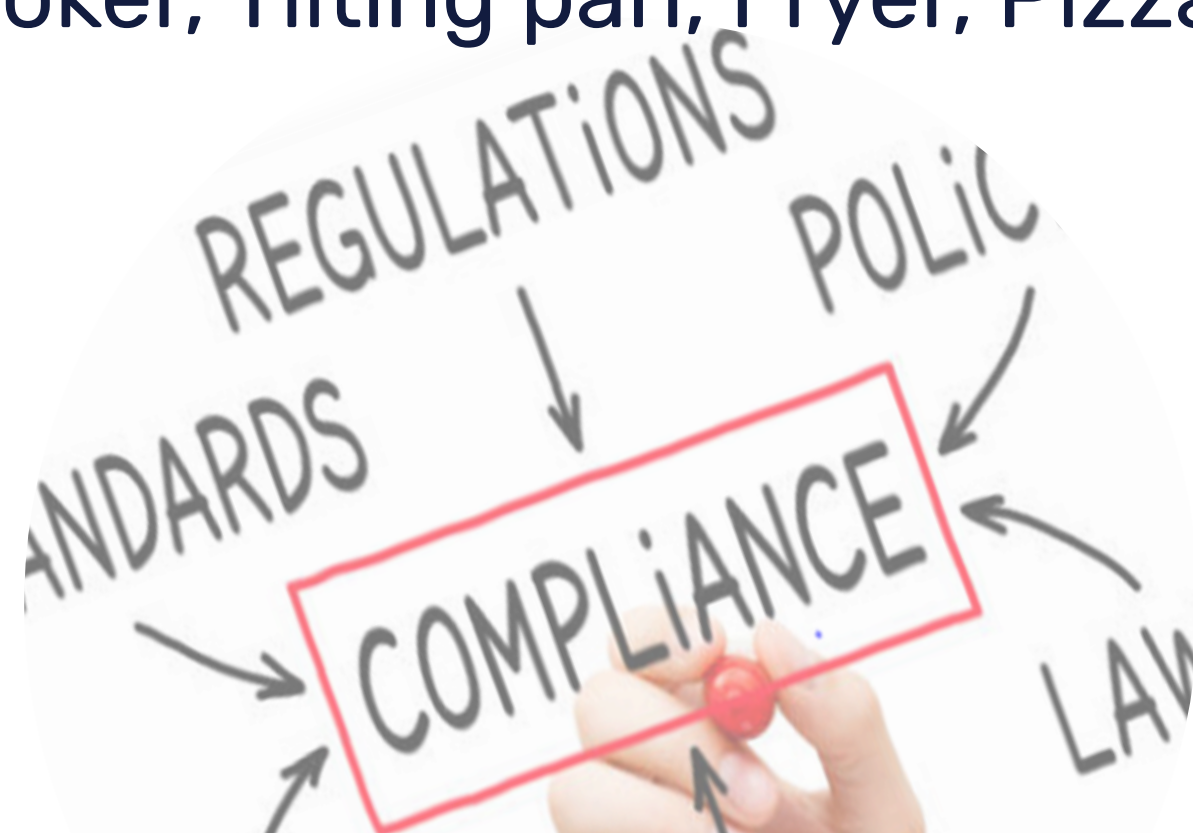
When ensuring conformity for the transfer of a property a CoC is needed to verify that the gas system(s) in a residential or commercial property conforms with the legislated requirements as detailed in the Act and Regulations.

Appliances installed in accordance with regulations in force at that time will require a Safe Appliance Permit, which ensures the appliance has been tested and is safe for use - this database (appliances only) is available on [www.lpgas.co.za/consumer hub](http://www.lpgas.co.za/consumerhub).

A typical gas system is comprised of piping, regulator, shut-off valve and fixed appliances for example:

Residential Use: Heaters, Geysers, Stoves, Hob, Built-in Braai, Fireplace, Hot plates, Fridge/Freezer

Commercial Use: Grillers, Cooker, Tilting pan, Fryer, Pizza Oven



# Gas is safe, so why are there fatalities or people getting injured in gas incidents?

Sadly, that question is all too easy to answer. It's due to non-conforming gas work done by a non-registered person and illegal appliances, and more often than not, that these incidents didn't have to happen. Gas appliances fitted by people without the right skills to do it and appliances that are not safety-checked and serviced often enough, are ticking time-bombs. Improper burning of appliances can result in carbon monoxide poisoning, which is hazardous to your health leading to asphyxiation and possible fatality. Users can stop this happening by being gas safe.

## Being gas safe means you:



---

***Always use a Registered Gas Practitioner with the right skills for the job***

---

***Get your gas appliances serviced regularly***

---

***Permanent air ventilation must always be ensured***

---

***Keep flues, chimneys and air vents clear to allow extraction of fumes***

---


***Ensure a shut-off valve is accessible at all times should there be an emergency***



## Keep gas in check.

### After your new geyser, fireplace, cooker or stove/oven is fitted, can the installation be considered as done right?

**Initially YES, but over time...** no matter how new or old your gas appliances are, they will need a regular service. It's best to get them serviced as often as the manufacturer of the appliance advises. The important thing is not to leave it too late. Appliances left in a bad state of repair can be hazardous or fatal. To make sure all gas fittings and appliances in your home are safe, it's important to have a gas safety check done by a gas practitioner.



#### Your Gas Practitioner will check that:

- Your gas appliances are positioned in the right place
- Your gas appliances are burning correctly and not producing carbon monoxide
- Ventilation is sufficient

All gas appliances, valves and piping are checked for leaks on a regular basis.

It is advisable that your gas installation be serviced once a year and flexible hoses replaced every 5 years.

After your gas practitioner has fitted, serviced or checked your gas appliances, they will often leave you with a report that explains what was done.

An issued CoC tells you that your gas practitioner has checked your appliances and fittings to see if they meet the correct safety standards and are safe to use.

If problems are identified, you will be informed by means of the deviation report on issues need to be corrected.



#### To prevent it:

If you have a geyser, get your chimney swept every year no matter how often or little you use it.

Check chimneys and flues for birds' nests, leaves and rubble to make sure nothing is blocking the exit

If you live in a property with a shared flue or chimney, agree to a date to get them checked on a regular basis.



### **How is gas connected to the premises for use?**

Contact a gas practitioner who will install your natural gas piping, fittings and appliances.

### **Who is responsible for the gas system on the property?**

The property owner is responsible for maintaining the gas system comprised of the piping, fittings and appliances .

### **Can anyone install the gas piping and appliances?**

**Never attempt to do any gas work.** Improperly installed gas piping and appliances could have serious hazardous or fatal consequences. Only use a registered Gas Practitioner.

### **What to do in the event of a gas leak?**

- close all valves
- open windows for ventilation; and
- contact your Gas Practitioner, Appliance or Gas Supplier.

### **What must I do with the gas system when on leave?**

Ensure that the main shut-off valve of the gas supply line is closed when not in use for extended periods.

### **What must be ensured once the gas system is put in operation?**

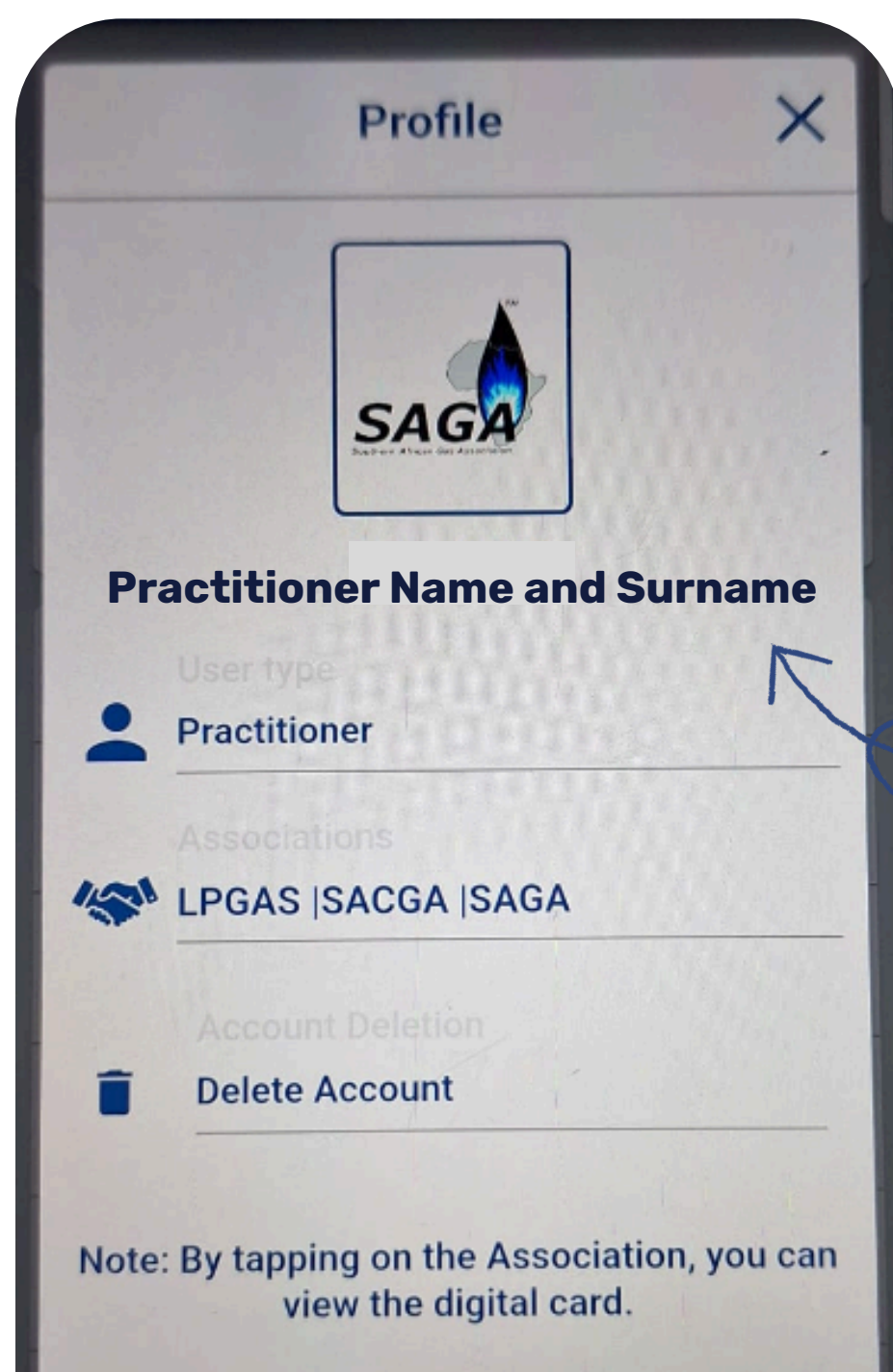
The Gas Practitioner needs to provide the property owner/user with a CoC on completion of work done and must inform on all the safety aspects.

*Safety isn't Negotiable*

# Where do I find a registered gas practitioner?

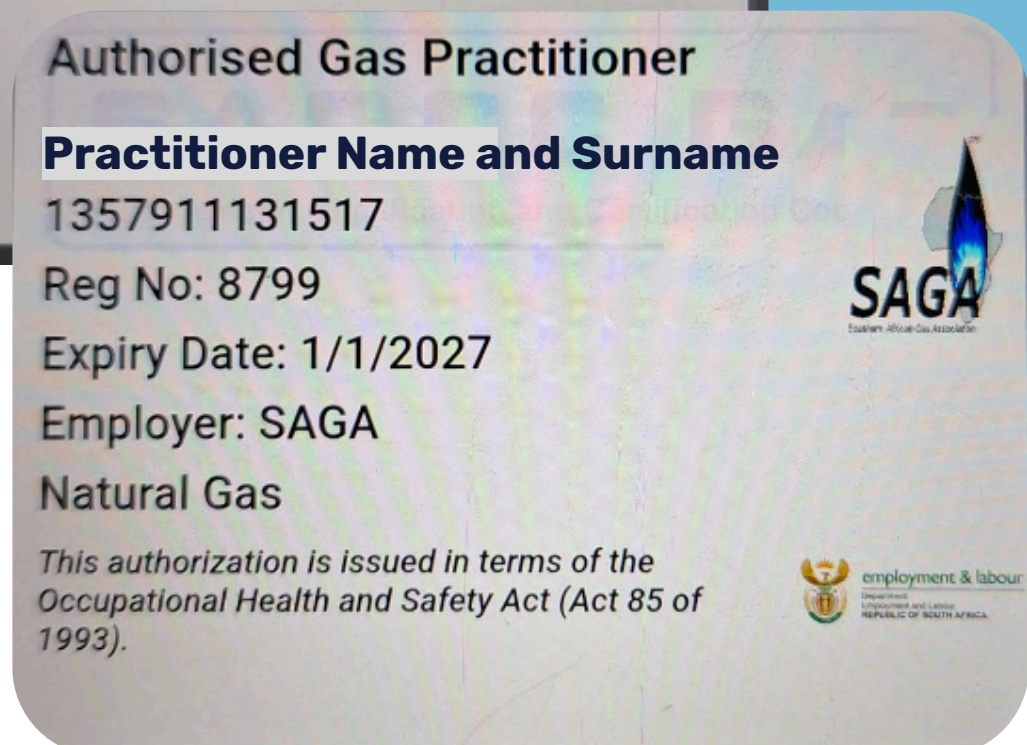
1. Go to [www.saqccgas.co.za](http://www.saqccgas.co.za)
2. Select Find SAQCC Gas Authorized Practitioner
3. Select following
  - a. Province
  - b. Gas Name: Natural Gas
  - c. Skill: Domestic (Houses) & Commercial (Restaurants)
4. Search
5. Select the View next to the name to see all credentials

	Name	Employer	Town
<a href="#">View</a>	Initial & Surname	Company Name	Alberton



**REMEMBER, BEFORE APPOINTING THE GAS PRACTITIONER TO CONDUCT GAS WORK ALWAYS REQUEST TO VIEW THE SAQCC PRACTITIONER CARD VIA THE SAQCC COC APP TO CONFIRM VALIDITY OF THE LICENCE HOLDER**

**This Certificate of Conformity (CoC) covers only that part of the gas installation as recorded in the detailed description of work performed**



**Southern African Gas Association NPC**

**[www.sagas.co.za](http://www.sagas.co.za)**

**011 431 2016**

**[care@sagas.co.za](mailto:care@sagas.co.za)**

